

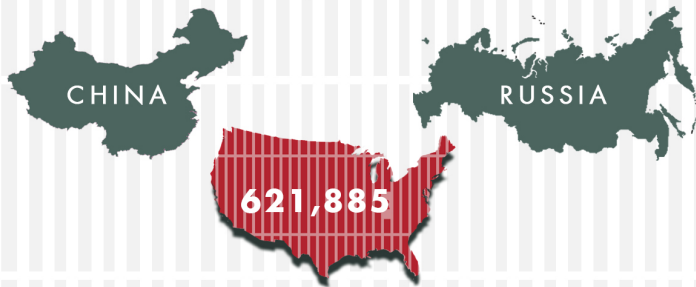
THE \$3.4 TRILLION MISTAKE

THE COST OF MASS INCARCERATION AND CRIMINALIZATION, AND HOW JUSTICE REINVESTMENT CAN BUILD A BETTER FUTURE FOR ALL

Over the last 30+ years, the U.S. has invested heavily in police, prosecutors, courts, jails and prisons while under-investing in community resources that address the root causes of crime and violence. We have become the world's largest jailer without significantly improving public safety. This has been a very costly mistake.

1982

In 1982, the U.S. incarcerated population of **621,885** would still rank as **3rd highest** in the world today, behind only China and Russia.



2012


By 2012, that number was **2,227,700** by far the largest in the world, with another **5.7 million** people on parole & probation.



HOW DID WE GET HERE?



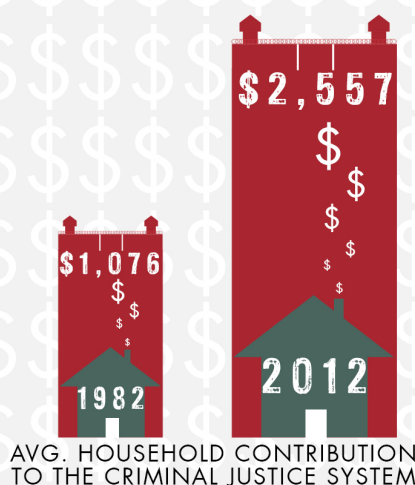
PEOPLE OF COLOR ARE DISPROPORTIONATELY IMPACTED



All together, **1 in 40** U.S. residents were under control of the justice system in 2012. That's **8 million** people, roughly the population of NYC.

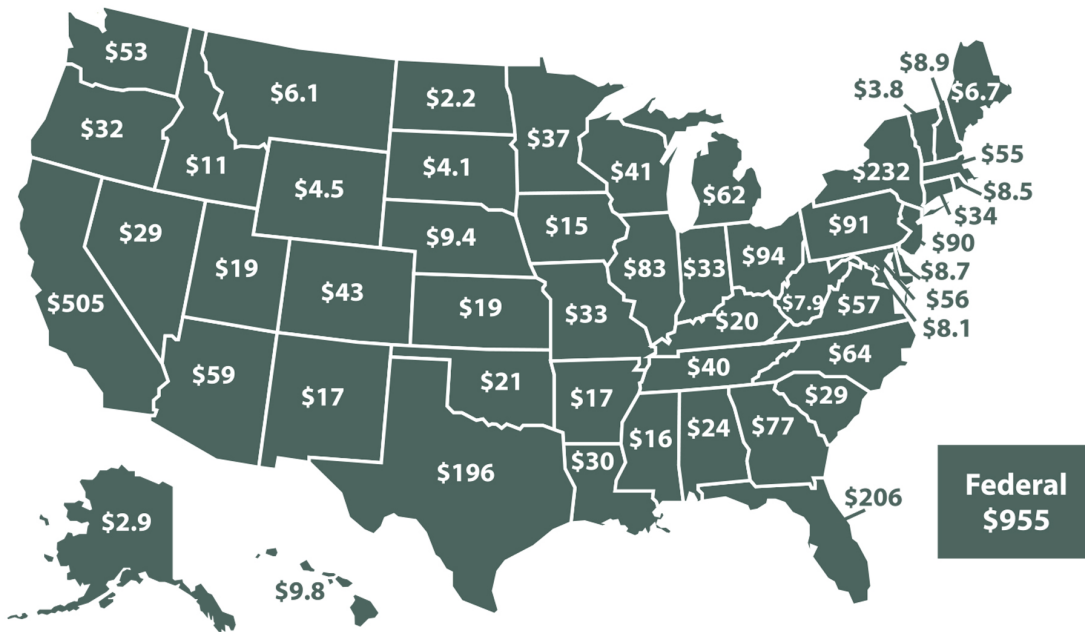
JUSTICE SYSTEM SPENDING

- THE U.S. ACCUMULATED \$3.4 TRILLION IN SURPLUS JUSTICE SPENDING OVER 30 YEARS AND REACHED \$206 BILLION ANNUALLY AS OF 2012.
- JUSTICE SYSTEM SPENDING INCREASED 229% FROM 1982 TO 2012.
- LOCAL BUDGETS ACCOUNTED FOR 45% OF JUSTICE SPENDING IN 2012, STATE BUDGETS COMPRISED ANOTHER 30%.
- ONLY 25% OF JUSTICE SPENDING CAME FROM THE FEDERAL GOVT IN 2012.

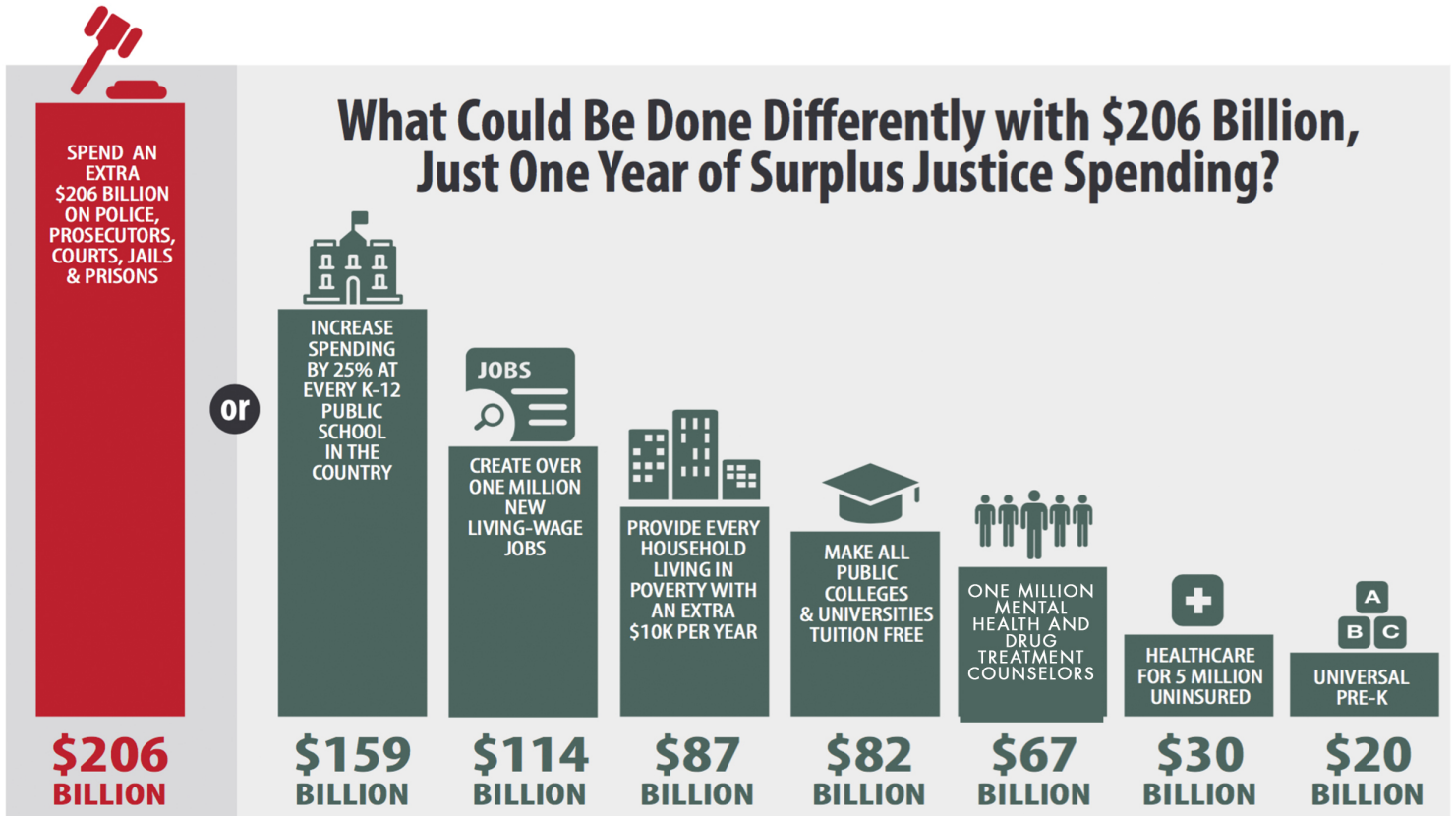
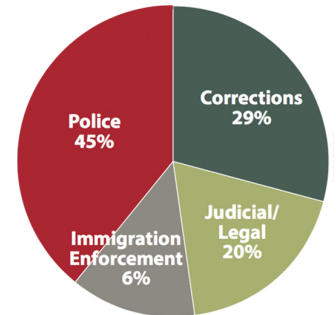


HOW MUCH MORE HAS YOUR STATE SPENT ON THE CRIMINAL JUSTICE SYSTEM OVER THE LAST 30 YEARS?

IN BILLIONS OF 2016 DOLLARS



BREAKDOWN:
NATIONAL JUSTICE
SPENDING IN 2012



WE DON'T HAVE TO REPEAT THE SAME MISTAKES OVER THE NEXT 30 YEARS.